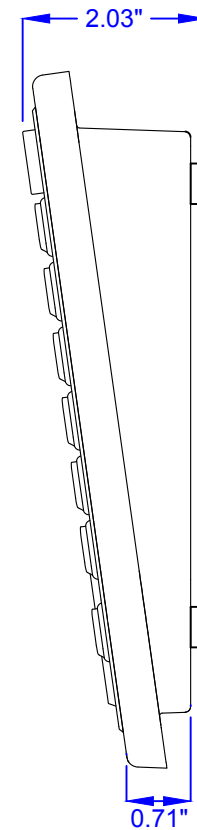
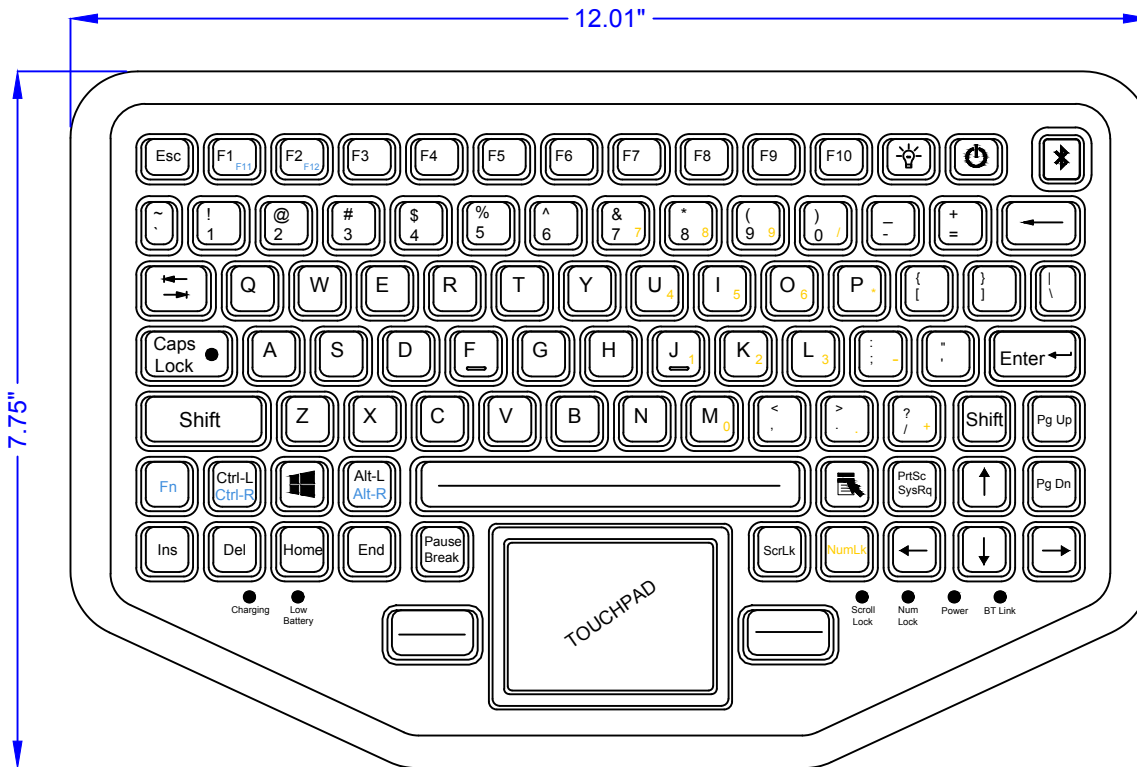


DATE	CHANGES	INTL	REV
01.05.17	Original	AH	1.0

BT-870-TP



KEY SWITCH

MATERIAL: Industrial Silicone Rubber
 LIFE: Greater Than 10 Million Cycles
 TRAVEL: 0.055 in.
 ACTUATION FORCE: 7.03 oz. +/- 1.06oz (200g +/- 30g)
 FEEDBACK: Tactile with Mechanical Snap

TEMPERATURE RANGE

STORAGE: -40°F to +149°F (-40°C to +65°C)
 OPERATING: 32°F to +140°F (0°C to +60°C)

VIBRATION

POWER SPECTRAL DENSITY: .04g/HZ
 FREQUENCY RANGE: 20Hz-2Khz
 DURATION OF TEST PER AXIS: 3 hours

POWER

Rechargeable Lithium Ion battery.

HUMIDITY

100% Humidity Resistant

SHOCK

3 X 11 ms pulses of 50g on each of 3 axis

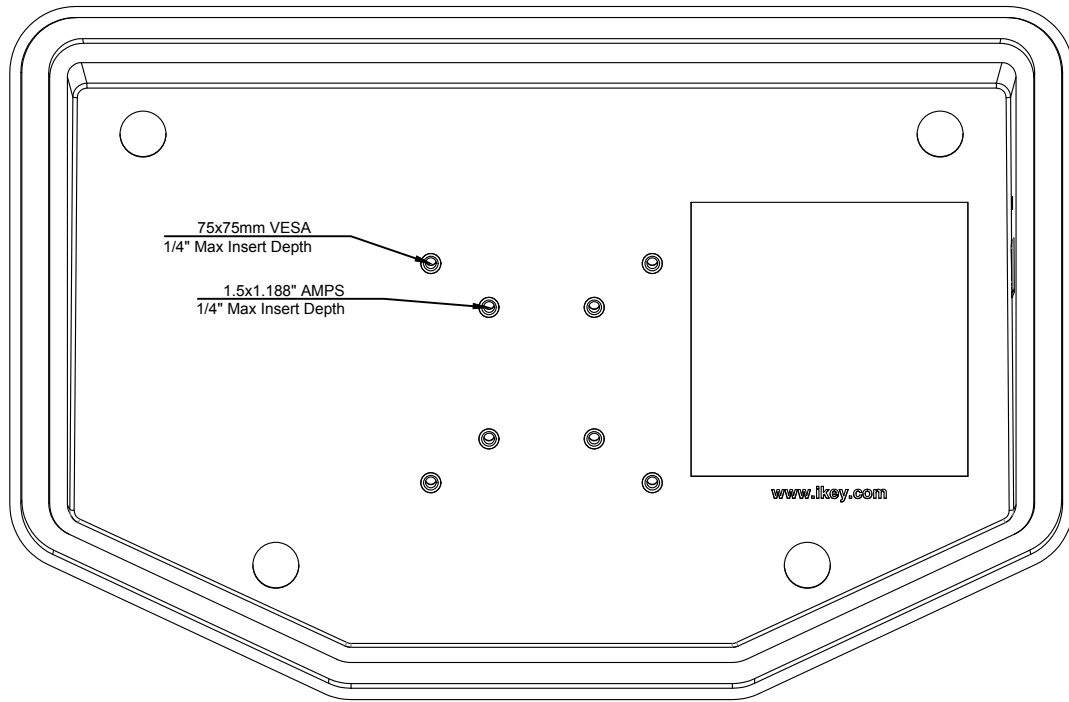
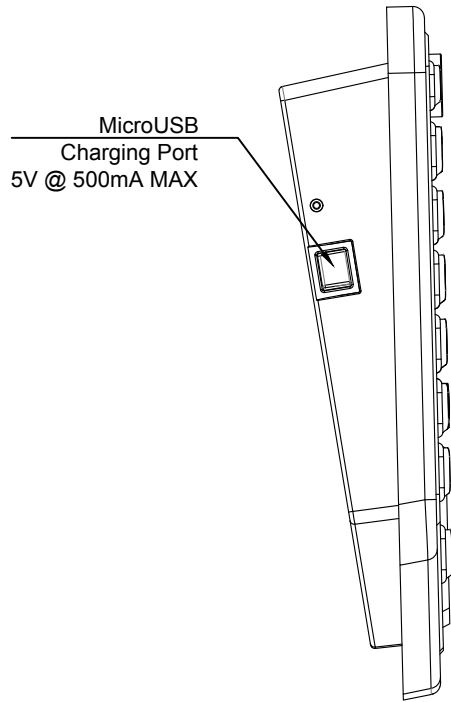
WEIGHT

2.00 lbs +/- 0.10 lbs (0.91 kg +/- 0.05 kg)

PROPRIETARY AND CONFIDENTIAL

iKey, Ltd. 2621 Ridgpoint Dr. Suite 235 Austin, Texas 78754 Voice: (512) 837-0283 Fax: (512) 927-8530	©2017 iKey, Ltd.	Part Number: BT-870-TP	Drawing Number: MKT0396	Sheet: 1 OF 3	
	Drawing Title: BT-870-TP-MKT	Revision: 1.0	Date: 01.05.17	ALH	

BT-870-TP MOUNTING/CHARGING



PROPRIETARY AND CONFIDENTIAL



iKey, Ltd.
2621 Ridgpoint Dr. Suite 235
Austin, Texas 78754

©2017 iKey, Ltd.
Voice: (512) 837-0283
Fax: (512) 927-8530

Part Number: BT-870-TP
Drawing Title: BT-870-TP-MKT

Drawing Number: MKT0396
Revision: 1.0

Sheet: 2 OF 3
Date: 02.03.17
ALH

BT-870-TP OPERATIONS

Keyboard Operations:

-To Power ON: Press and hold the Power Button for 3 seconds. Caps/Scroll/Num Lock indicators will flash twice and Power indicator will illuminate.

-To Power OFF: Press and hold the Power Button for 3 seconds.

-To Pair: Power keyboard on. Press and hold the Bluetooth button until BT Link indicators begins to rapidly flash. Keyboard is now in search mode.

-BT Link will become solid once a connection is made and will disappear after 30 seconds.

-NOTE: A slow flashing BT Link indicates the keyboard is attempting to repair to the last bluetooth connected host computer.

-Switching from Bluetooth to USB: When the microUSB cable is connected, the keyboard will automatically switch to USB mode. The Charge indicator will illuminate while the keyboard is plugged in and charging.

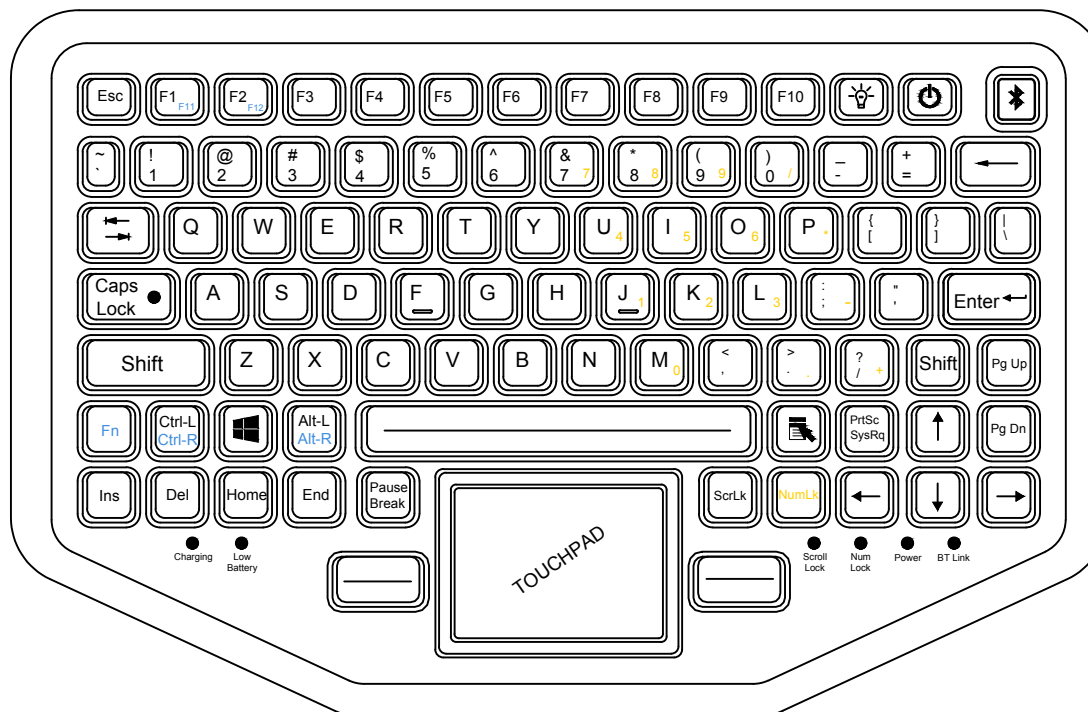
-Switching from USB to Bluetooth: Once the microUSB cable is removed, the keyboard will attempt to re-pair to the last bluetooth connected host computer.

-NOTE: Plugging the keyboard in via USB will not establish a bluetooth connection. The bluetooth menu on the host computer must be used to establish a bluetooth connection.

Keyboard Functions:

-A 10-key number pad is imposed on the right hand side of the keyboard, indicated by the yellow secondary legend. To enable or disable these secondary keys press "Num Lock".

-Clean Mode: to enter or exit "Clean Mode" press FN+C, the Scroll Lock indicator will flash to indicate this mode is active. While in clean mode the keyboard functions are disabled allowing the user to physically clean the keyboard.



PROPRIETARY AND CONFIDENTIAL



iKey, Ltd.
2621 Ridgpoint Dr. Suite 235
Austin, Texas 78754

©2017 iKey, Ltd.
Voice: (512) 837-0283
Fax: (512) 927-8530

Part Number: BT-870-TP

Drawing Title: BT-870-TP-MKT

Drawing Number: MKT0396

Revision: 1.0

Sheet: 2 OF 3

Date: 02.03.17

ALH